



aplot.ua

двері, за якими надійно



Кращий виробник вхідних дверей 2018, 2019, 2020 та 2021 року

Компанія володіє сертифікатами:



CE RC2 RC3

EI60 EI30



20 YEARS
on Ukrainian and
European markets



Production
area
5500 m²



Production capacity
5000
constructions
per month



The most modern
production
in Ukraine

ACCENTS



Adjustable hinges




Hidden hinges



Close regulator




Chrome dead bolts



Branded plugs



Italian fittings



Hidden fastening of
the lock



Fabric sealant



**Cone-shaped
dead-bolts**



**Lock
protective box**



**Automatic
threshold seal**



**Exterior door
molding**



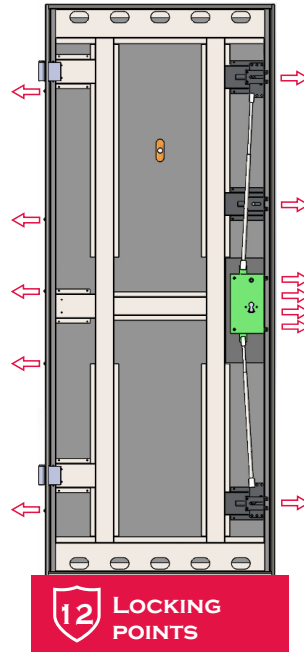
The best manufacturer of entrance doors 2018, 2019, 2020 and 2021 years

Aplot has certificates



RC2 RC3 UA EI60 EI30

SECUREZE



adjustable hinges



close regulator



cone-shaped dead bolts



night lock



Italian fittings




deviators



MOUNTING DEPTH OF THE DOOR
95 mm



THICKNESS OF LEAF
78 mm



LOCKS
CIPIERRE

12 LOCKING POINTS

	Technical specifications	SECUREZE
Metal	Type of metal	european galvanized steel plate
Specification		
Frame	Frame type	whole bent profile
	Mounting depth of frame	95 mm
	Thickness of metal	1,5 mm
	Heat and sound insulation	mineral wool
	Coating of metal	polymer coating (Italy)
	Mounting holes with plugs	3 pcs. for one side
Leaf	Thickness of leaf	78 mm
	Metal thickness	1,2 mm
	Steel reinforcing ribs	according to RC3 requirements
	Inside/outside panels	MDF 10/10 mm
	Heat and sound insulation	basalt wool plate
	Sealing contours	2 (leaf/frame)
Locks and fittings	Cone-shaped dead bolts	5 pcs. (Italy)
	Hinges	2 pcs. adjustable (Italy)
	Main lock	Cipierre 50128/VF or analog
	Core of main lock	Apecs XR or analog
	Deviators	2 pcs. single horizontal
	Night lock	Azzi Fausto (Italy)
	Close regulator	Italy
	Defender	Azzi Fausto (Italy)
	Handle Rozette	Azzi Fausto (Italy)
	Spyhole (ange of visibility)	160°
	Fitting colour	matt chrome
	MDF for walls 10 mm (width)	80 mm
Prices	Dimensions: 860 x 2040, 960 x 2040 mm	Standar italian fitting Standart italian fitting with knob With knob and smart theshold

*Prices are indicated for models standart size in classic decor. Maximum dimensions of frame 980x2200 mm.



The best manufacturer of entrance doors 2018, 2019, 2020 and 2021 years

Aplot has certificates



CE RC2 RC3 UA EI60 EI30

BELLA



	Technical specifications	BELLA
Metal	Type of metal	european galvanized steel plate
Specification		
Frame	Frame type	whole bent profile
	Mounting depth of frame	95 mm
	Thickness of metal	1,2 mm
	Heat and sound insulation	mineral wool
	Coating of metal	polymer coating (Italy)
	Mounting holes with plugs	3 pcs. for one side
Leaf	Thickness of leaf	78 mm
	Thickness of metal	0,8 mm
	Steel reinforcing ribs	2 pcs. horizontal + 2 pcs. spars
	Inside/outside panels	MDF 10/10 mm
	Heat and sound insulation	mineral wool plate
	Sealing contours	2 (leaf/frame)
Locks and fittings	Cone-shaped dead bolts	2 pcs. (Italy)
	Hinges	2 pcs. adjustable (Italy)
	Main lock	Cipierre 50128/VF single key
	Core of main lock	Apecs XR
	Deviators	2 pcs. single horizontal
	Night lock	-
	Close regulator	Italy
	Defender	Classic Satin
	Handle rosette	KEDR 07.045 or analog
	Spyhole (angle of visibility)	160°
	Fitting color	satin
	MDF for walls 10 mm (width)	80 mm
Prices	Dimensions: 860 x 2040, 960 x 2040 mm	Turkish fittings Italian fittings

*Prices are indicated for models standart size in classic decor. Maximum dimensions of frame 980x2200 mm.